









8 Reading Strategy Posters

<p>Author's Purpose is as easy as PIE.</p> <p>The author is trying to get you to believe or to do something.</p> <p>The author is giving you information about a topic.</p> <p>The author is trying to hold your attention often by telling a story.</p> 	<p>SUMmarize It</p> <p>Shorter than the text</p> <p>Use your own words</p> <p>Main ideas only</p> 	<p>Connecting</p> <p>Connect what you READ with what you KNOW</p> <p>Text to Self</p> <p>Text to Text</p> <p>Text to World</p> 	<p>Compare and Contrast</p> <p>Ask yourself:</p> <p>What is the same? What is different?</p> 
<p>Inference</p> <p>Use the CLUES in the text to discover what is NOT directly stated</p> <p>Text: Ana collected shells. Then she went for a swim in the cool, salty water.</p> <p>Inference: Ana is at the Ocean.</p> 	<p>Questioning</p> <p>Ask your self questions while you read:</p> <ul style="list-style-type: none">• Who, what, where, when, why and how?• What are you confused about?• What do you wonder?• What does the author want you to know? 	<p>Visualizing</p> <p>Picture what you read in your mind. How would the setting and the characters look if you could see them?</p> <p>Kara and Lucy knew they would have to follow the ranger's directions perfectly if they wanted to find the waterfall.</p> 	<p>Predicting</p> <p>What do you think will happen next?</p> 

UK Spellings included!

by
Rachel
Lynette



Author's Purpose

is as easy as PIE.

The author is trying to get you to believe or to do something.



The author is giving you information about a topic.

The author is trying to hold your attention often by telling a story

SUMmarize It

Shorter than the text

Use your own words

Main ideas only



Connecting

Connect what you READ with what you KNOW

Text to



Self

Text to



Text

Text to




World

Compare *and* Contrast

Ask yourself:

What is the same?

What is different?




Inference

Use the **CLUES** in the text to discover what is **NOT** directly stated

Text: Ana collected shells.
Then she went for a swim in the cool, salty water.

Inference: Ana is at the Ocean.



Questioning

Ask yourself questions while you read:

- Who, what, where, when, why, and how?
- What are you confused about?
- What do you wonder?
- What does the author want you to know?



Visualizing

Picture what you read in your mind. How would the setting and the characters look if you could see them?

Kara and Lucy knew they would have to follow the ranger's directions perfectly if they wanted to find the waterfall.



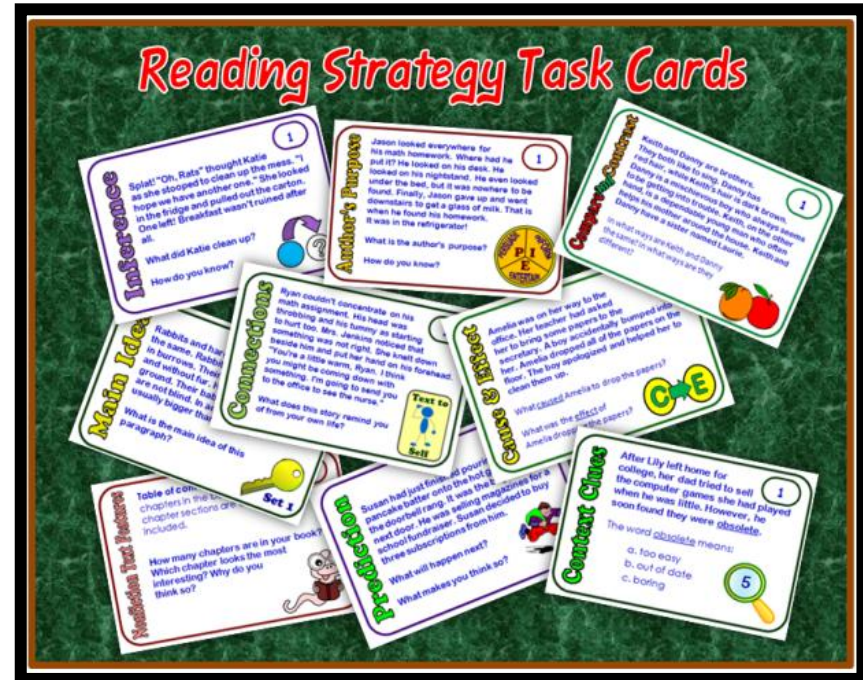
Predicting

What do you think will happen next?




Thank you so much for downloading these eight Reading Strategy posters. You can find task cards to reinforce each of these skills in my TpT store

<http://bit.ly/sZYtu1>




[Teachers Pay Teachers Store](https://www.teacherspayteachers.com/)



- ✓ Highly rated
- ✓ Ready-to-use
- ✓ Focused on higher level thinking skills

**Scroll Down for UK spellings for
Summarising and Visualising.**

**I have also added an alternate poster for
Compare and Contrast to better match
Common Core Standard wording.**



SUMmarise It

Shorter than the text

Use your own words

Main ideas only



Visualising

Picture what you read in your mind. How would the setting and the characters look if you could see them?

Kara and Lucy knew they would have to follow the ranger's directions perfectly if they wanted to find the waterfall.



Contrast

Ask yourself:

What is the same?

What is different?

